



Hatching Dragons

PHONICS SESSION

Let's look at the sound "t"





	What do we do?	What are we learning?	What do you need?
Section 1	Welcome & Briefing	Phonics Rhyme	Your good singing & listening
Section 2	Letters & Sounds	The sound "t" Movements & the rhymes "t" Words	Hatching Dragons Flash Cards
Section 3	Interacting & Challenging	Find "t" objects	Objects with "t"
Section 4	Home Learning Suggestion		

Let's look at
the sound

t



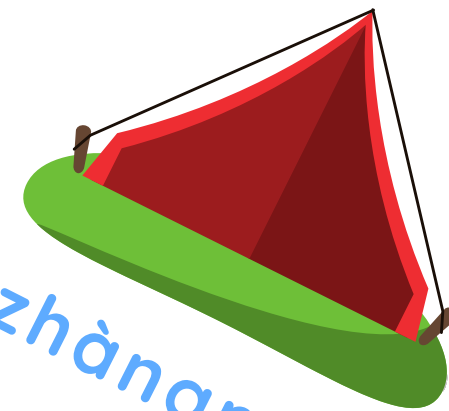
yáchi
牙齿
tooth




lǎoshī
老师
teacher




lǎohǔ
老虎
tiger



zhàngpéng
帐篷
tent




zhuōzi
桌子
table



KEYWORDS



1





Let's write it!






t

When I watch a tennis game,


Ttt ttt,

When I watch a tennis game,

My head goes back and forth.




Pretend to watch tennis, turn your head
side to side, saying t, t, t.



t teacher




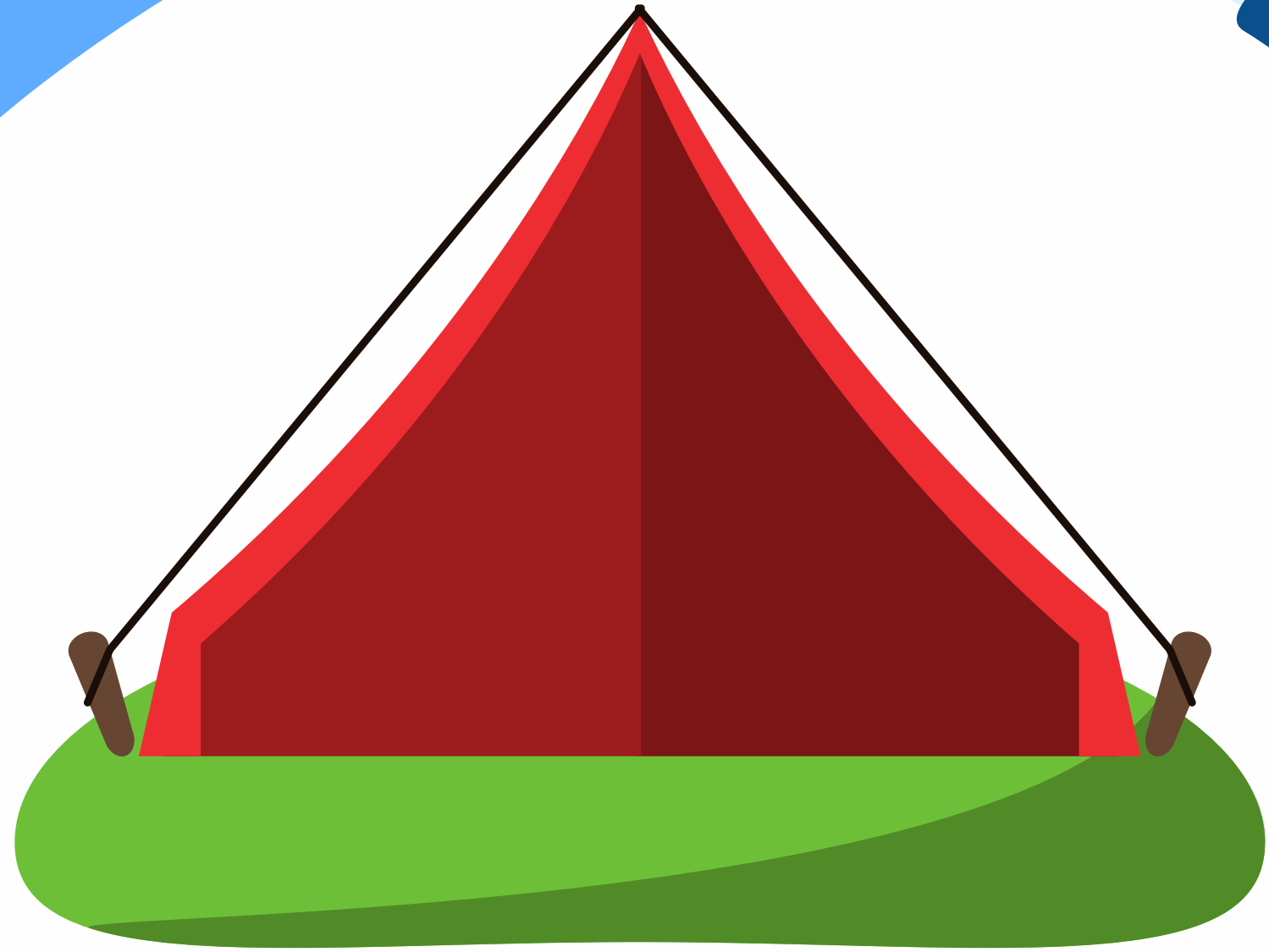
tooth







tiger






tent





table






Now!

Are you ready for a


challenge?



Find the words with **t**




1




time




boot



flower



tree



tap




teddy



lama




rabbit



train



mermaid



lizard




trumpet



challenge

2

Look for



words around





3

Are you ready for a final
challenge?



Listen very carefully!





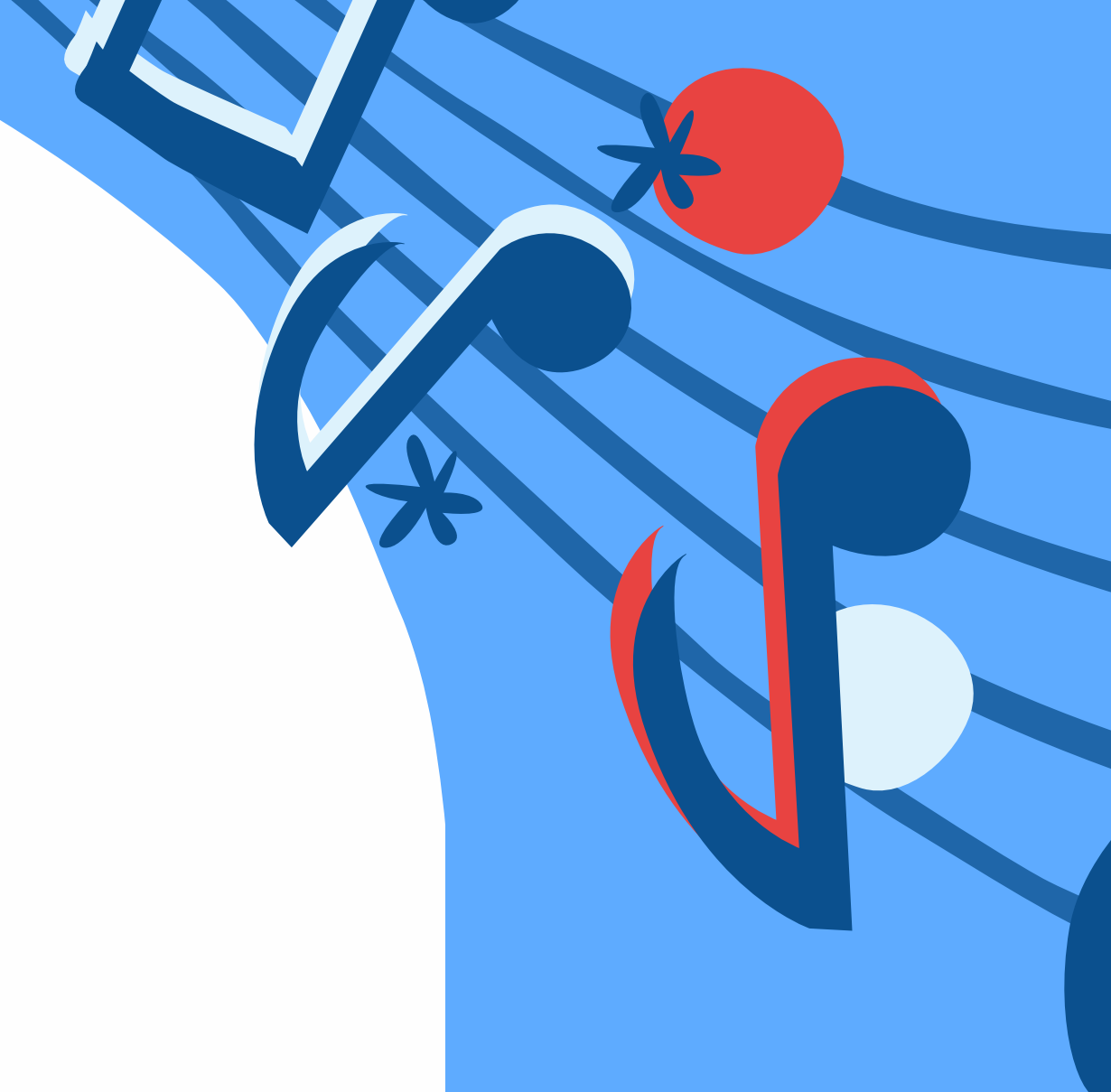
tub



tin



top



WHAT'S NEXT IN PHONICS?

Prepare for a Better Learning



A

Let's look at the sound "t"

B



This Session

Home Learning Suggestion

Review

Sing the "t" song with actions

To Do

Playdough sheet "t"

A

Home Learning Suggestion



