


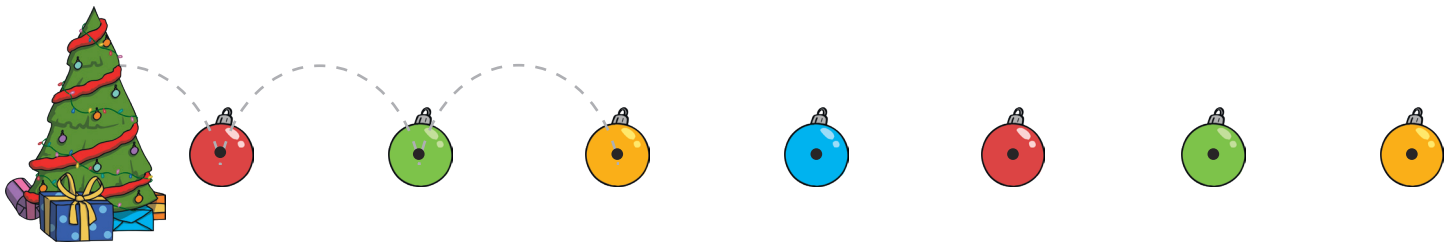

Christmas Activity Booklet



Name:

Christmas Connect the Dots Pencil Control Patterns

Carefully trace over the patterns to connect the dots on the pictures. Can you finish each pattern?






Draw an Elf






Draw a Christmas Tree



Christmas Pattern Tracing



Christmas Pattern Tracing



Christmas Find and Colour

Can you find and colour all of these items?




Santa



Christmas tree




stocking



Rudolph



mince pie



bauble



wreath



gift



Christmas Caption Writing



Write a caption to match the picture.







Christmas-Themed Phase 2 Colour by Phoneme

Colour the sack of presents using the colours in the key.

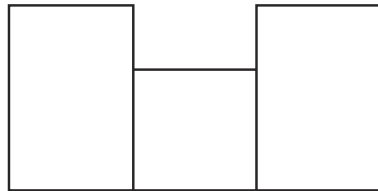
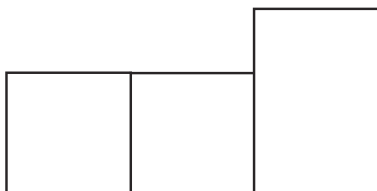
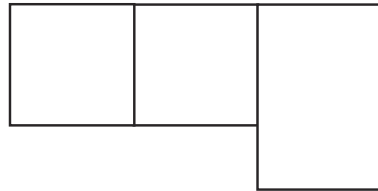
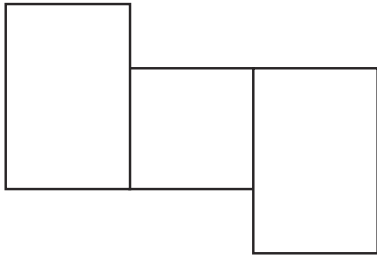
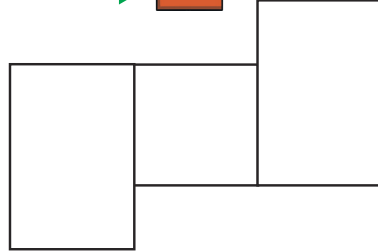
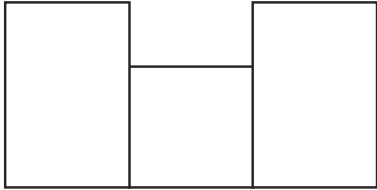


Christmas-Themed Phase 2 Colour by Phoneme

Colour the snowman using the colours in the key.

Key: **e** **u** **r** **h** **b** **f**





Christmas-Themed


Phase 2 Say It, Join It, Write It

Look at the picture. Say the word. Join the letters to build the word then, write the word in the boxes.

say it




join it





write it


--	--	--





--	--	--




--	--	--



--	--	--



--	--	--



--	--	--

Christmas Picture Search

Look at the Christmas words in the box. Can you read them and colour the matching picture? Watch out! One picture will be left over.

gift

hat

bell

tree

sack

card

elf

cracker





lights



Which picture is left? Write it in the phoneme frame.






--	--	--

Christmas Colour by Number

- 1 = 
- 2 = 
- 3 = 
- 4 = 
- 5 = skin tone of choice



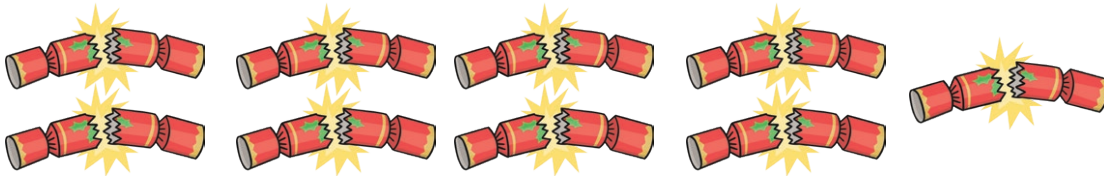
Christmas Colour by Number

- 1 = 
- 2 = 
- 3 = 
- 4 = 
- 5 = 






Counting at Christmas up to 10

Write how many items there are in the circle.




Christmas Odd One Out

Look at the pictures. Can you spot the odd one out in each row?




Christmas Counting


Count and colour in the Christmas pictures. Trace the number that shows the correct number of pictures.



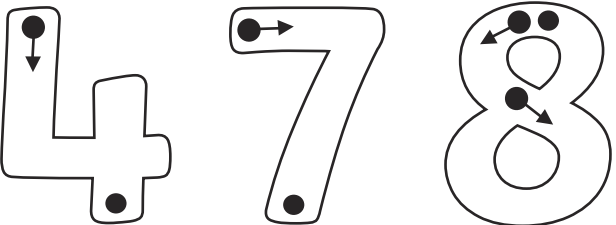
Five Christmas jumpers are arranged in two rows: three in the top row and two in the bottom row.




Large numbers 5, 7, and 3 are provided for tracing. Each number has a starting dot and an arrow indicating the direction of the stroke.




Seven Christmas puddings are arranged in two rows: four in the top row and three in the bottom row.




Large numbers 4, 7, and 8 are provided for tracing. Each number has a starting dot and an arrow indicating the direction of the stroke.




Four Christmas trees are arranged in a single row.




Large numbers 4, 6, and 9 are provided for tracing. Each number has a starting dot and an arrow indicating the direction of the stroke.




Eight Christmas gifts are arranged in two rows: four in the top row and four in the bottom row.



Large numbers 5, 2, and 8 are provided for tracing. Each number has a starting dot and an arrow indicating the direction of the stroke.



Six Christmas hats are arranged in two rows: three in the top row and three in the bottom row.



Large numbers 6, 2, and 9 are provided for tracing. Each number has a starting dot and an arrow indicating the direction of the stroke.